
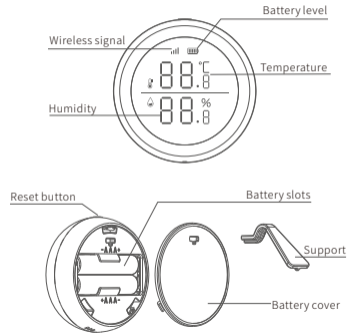




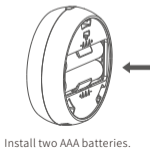
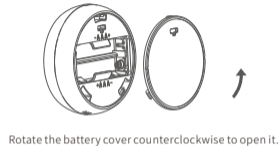
PDF  **Wireless Temperature and Humidity
Detector User Manual**

Product Description

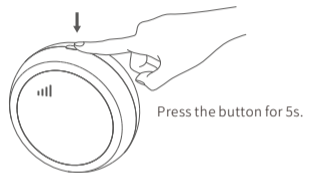



Network Setting

1. Power on the product.



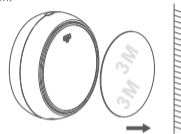
2. Press the reset button for 5s, the signal icon flashes, the detector is in network setting status.



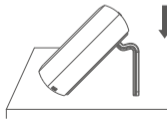
-  Distribution network hint:
- Press the button for 5s-10s, when signal icon flashes fast, release the button for network setting. It will last for 20s for network setting, and the signal icon keeps on flashing. If pressing for more than 10s, network setting is cancelled.
 - The signal icon will stay to indicate network setting succeeds. If fails, the signal icon will disappear.

Installation Instructions

Installation method 1: Use a 3M sticker to affix the product to the target position.



Installation method 2: Place the product on the support.



Technical Parameters

Wireless Technology	ZigBee
Working Voltage	DC 3 V (Two AAA batteries)
Transmission Frequency	2.4 GHz
Working Temperature	-10°C to +55°C 0% to 99.9% RH
Undervoltage Alarm	Supported
Dimensions	φ61.2 mm x 23 mm

Toxic or Hazardous Substances or Elements of this Product

Component Name	Toxic or Hazardous Substances or Elements					
	Lead (Pb)	Mercury (Hg)	Cadmium (Cd)	Hexavalent chromium (Cr (VI))	Polybrominated biphenyls (PBBs)	Polybrominated diphenyl ethers (PBDEs)
LED	0	0	0	0	0	0
PCB	0	0	0	0	0	0
Cover and other components	0	0	0	0	0	0

This table complies with SJ/T 11364.

0: indicates that the toxic or hazardous substance amount contained in all homogeneous materials of a component does not exceed that stipulated in GB/T 26572.

X: indicates that the toxic or hazardous substance amount contained in at least one of the homogeneous materials of a component exceeds that stipulated in GB/T 26572.



Warranty Certificate

Warranty policy:

1. If the product has quality problems within 7 days of the payment date, you can apply for a refund based on the invoice price or to replace with the same model or have it repaired..
2. If the product has quality problems within 15 days of the payment date, you can apply to replace the product with the same model or have it repaired.
3. If the product has quality problems within 12 months of the payment date, you can apply to have it repaired.

What is not covered under this warranty:

1. The product owner has no warranty certificate or the warranty service has expired.
2. Damage caused by improper use, maintenance, or storage
3. Damage caused by disassembly and repair without Tuya's authorization
4. Damage caused by force majeure
5. Normal discoloration and depreciation after the product has been used

User Form

User information (Specify real information. Tuya promises to use the information only for after-sales services.)

Name _____

Phone number _____

Email _____

Zip code _____

Address _____

Product information

Name _____ Model _____

Color _____ Product SN _____

Service Return Replace Repair

Fault symptoms _____

Handling date _____

Maintenance personnel signature _____

Vendor Form

User information (Specify real information. Tuya promises to use the information only for after-sales services.)

Name _____

Phone number _____

Email _____

Zip code _____

Address _____

Product information

Name _____ Model _____

Color _____ Product SN _____

Service Return Replace Repair

Fault symptoms _____

Handling date _____

Maintenance personnel signature _____